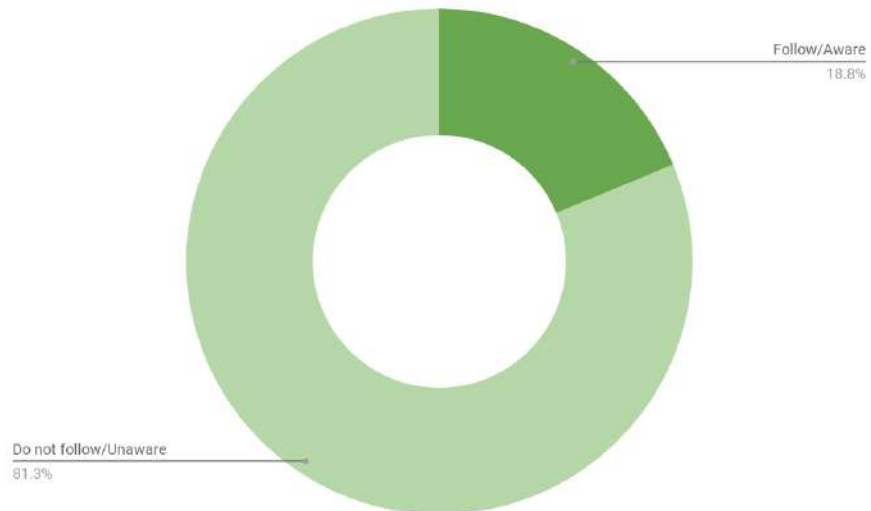


1. Collectors (Stakeholder Group A)

1.1. Laws and regulations Collectors follow/aware of (%)

1.1.1. Control of Auction Sale and Trade of Antiquities Act B.E. 2474



Follow/Aware 18.75% | Do not Follow/Unaware 81.25%

Total number of Collectors who filled out this answer in the questionnaire: 96

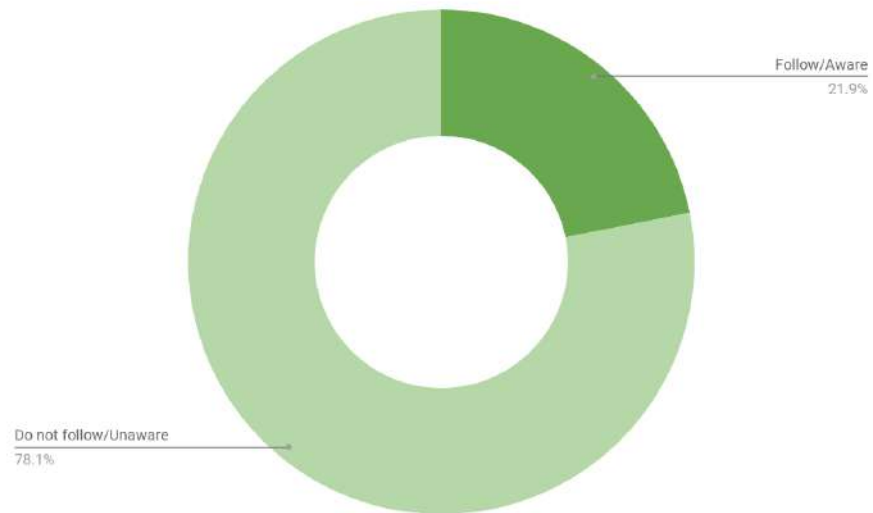
1.1.2. Public Health Act B.E. 2535



Follow/Aware 69.79% | Do not Follow/Unaware 30.21%

Total number of Collectors who filled out this answer in the questionnaire: 96

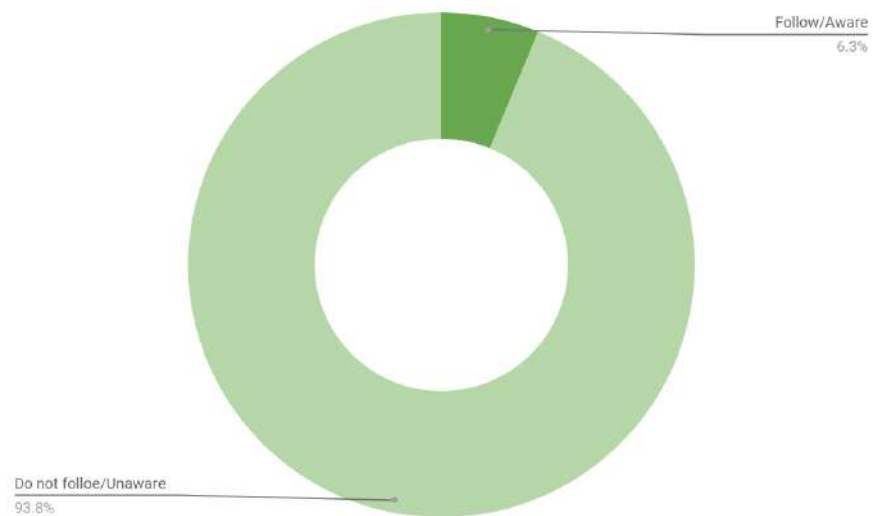
1.1.3. Control of Health Hazardous Establishments Act B.E. 2545



Follow/Aware 21.88% | Do not Follow/Unaware 78.13%

Total number of Collectors who filled out this answer in the questionnaire: 96

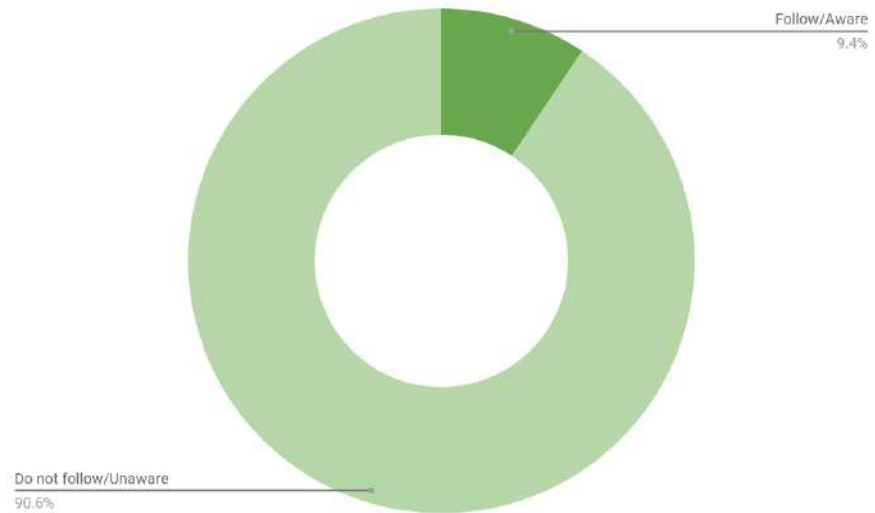
1.1.4. Town Planning Act B.E. 2518



Follow/Aware 6.25% | Do not Follow/Unaware 93.75%

Total number of Collectors who filled out this answer in the questionnaire: 96

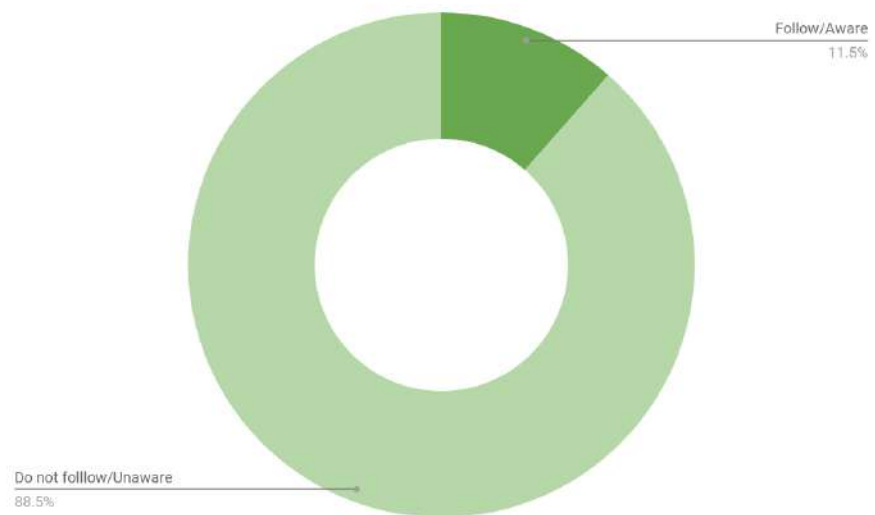
1.1.5. Building Control Act B.E. 2535



Follow/Aware 9.38% | Do not Follow/Unaware 90.63%

Total number of Collectors who filled out this answer in the questionnaire: 96

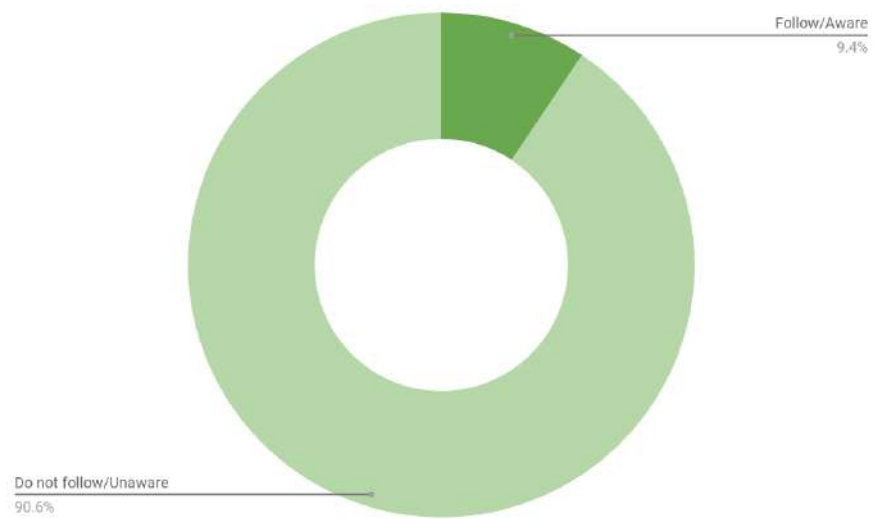
1.1.6. Hazard Substances Act B.E. 2535



Follow/Aware 11.46% | Do not Follow/Unaware 88.54%

Total number of Collectors who filled out this answer in the questionnaire: 96

1.1.7. Factory Act B.E. 2535/2560/2562

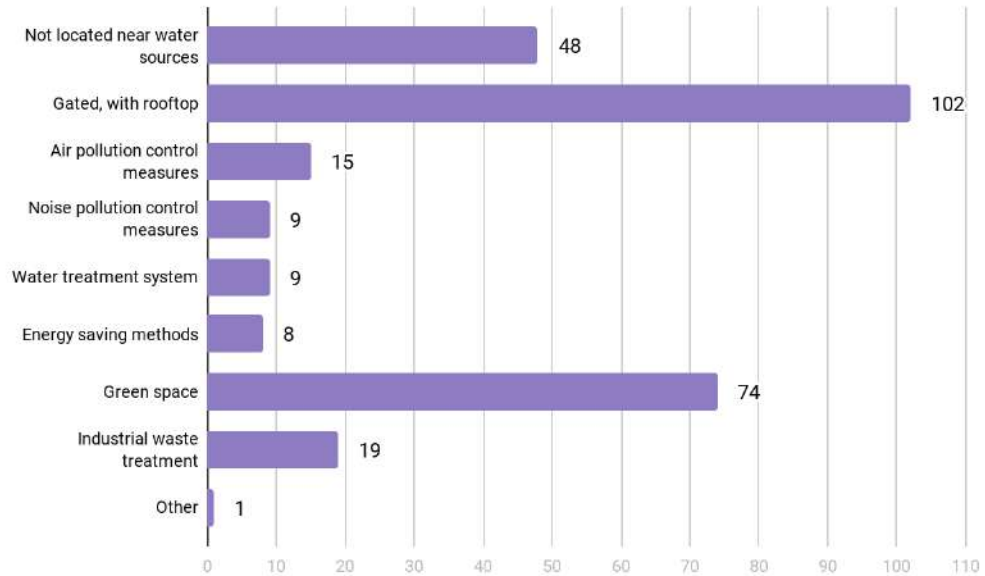


Follow/Aware 9.38% | Do not Follow/Unaware 90.63%

Total number of Collectors who filled out this answer in the questionnaire: 96

1.2. Environmental measures that Collectors implement

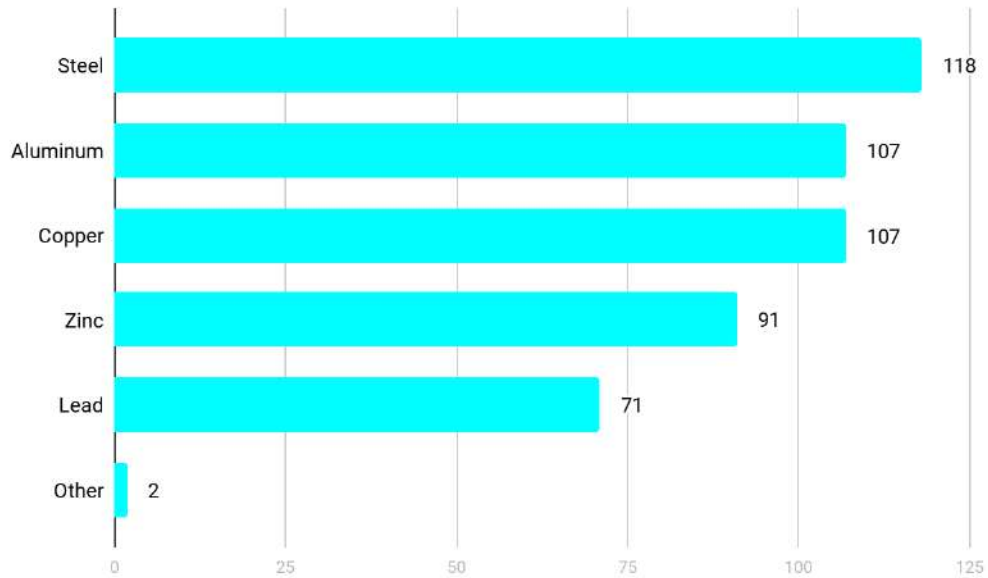
(Total number of Collectors who filled out this answer in the questionnaire: 96)



	Count
Not located near water sources or residential areas	48
Gated, with rooftop, and steel-reinforced concrete floor	102
Implementing air pollution control measures	15
Implementing noise pollution control measures	9
Implementing water treatment system	9
Implementing energy saving methods	8
Surrounded by trees and green space	74
Implementing measures to treat industrial waste	19
Other	1

1.3. Number of Collectors and quantity of metal scrap collected

(Total number of Collectors who filled out this answer in the questionnaire: 96)



	Count	Quantity (kg)
Steel	118	12,099,275
Aluminum	107	246,280
Copper	107	177,755
Zinc	91	191,435
Lead	71	37,298
Other	2	50,000